

# **CONSTRUCTION NOTICE** **MISSION COLLEGE CAMPUS**



**PROJECT NAME:** Mission College Interdisciplinary Plaza

**ACTIVITY DESCRIPTION:** Cafeteria Door Repair

**SCHEDULE:** Tuesday, September 29, 2020

**CAMPUS IMPACT:** SEE ATTACHED PLAN

Contractor will be repairing the uneven door threshold at the Cafeteria of the Campus Center on Tuesday, 9/29/2020. Door will be accessible by end of day Tuesday, 9/29/2020.

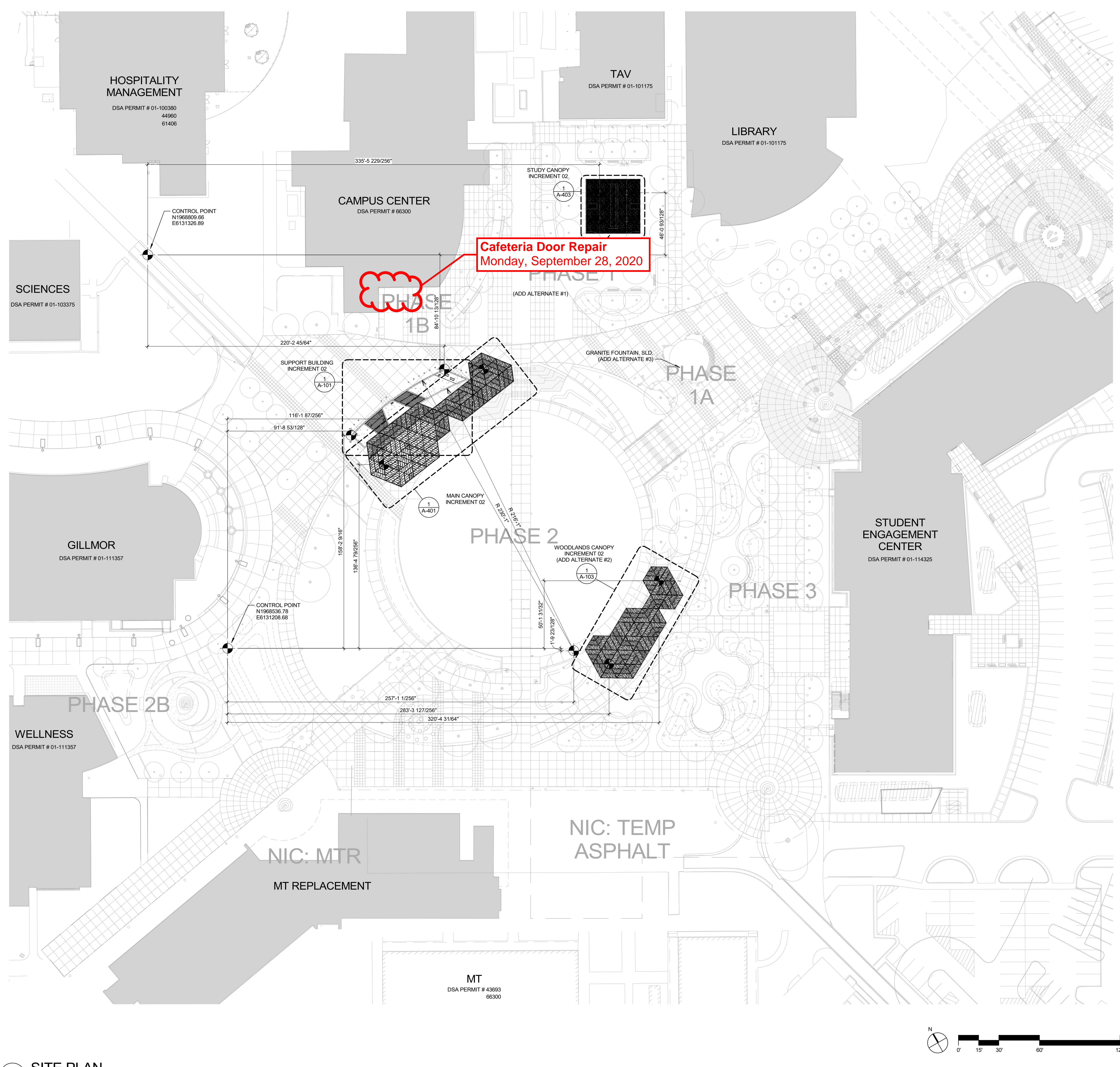
**PROJECT CONTACT:** Nini Reyes-Bolinger, MC Facilities Project Analyst  
[Nini.Reyes-Bolinger@wvm.edu](mailto:Nini.Reyes-Bolinger@wvm.edu)  
(408) 855-5134

Susan Rittel, MC Director of Facilities Construction  
[Susan.Rittel@wvm.edu](mailto:Susan.Rittel@wvm.edu)  
(408) 855-5043

Brian Shively, MC Administrative Services, Program Specialist  
[Brian.Shively@missioncollege.edu](mailto:Brian.Shively@missioncollege.edu)  
(408) 855-5289

Danny Nguyen, MC VP of Administrative Services  
[Danny.Nguyen@missioncollege.edu](mailto:Danny.Nguyen@missioncollege.edu)  
(408) 855-5417

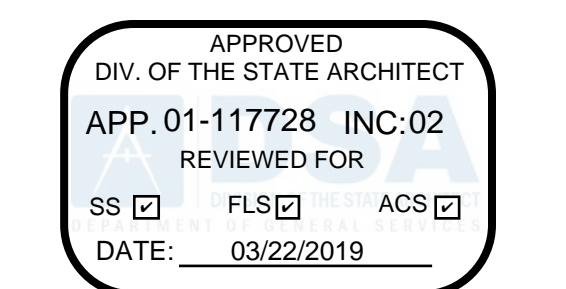
For more information regarding the Capital Improvement Program, please visit the Campus Construction Update page at: <https://wvm.edu/services/construction/Pages/default.aspx>



**Cafeteria Door Repair**  
Monday, September 28, 2020

**GENERAL NOTES**

1. SLD - SEE LANDSCAPE DRAWINGS IN INCREMENT 01



**WRNS STUDIO**  
501 SECOND STREET  
4TH FLOOR, STE. 402  
SAN FRANCISCO  
CALIFORNIA 94107  
415.489.2224 TEL  
415.358.9100 FAX  
WWW.WRNSSTUDIO.COM



ISSUES	DATE
100% DSA SUBMITTAL 01 - INCREMENT 1	09/21/2018
100% DSA SUBMITTAL 01 - INCREMENT 2	10/05/2018
100% DSA BACKCHECK 01 - INCREMENT 1	01/04/2019
100% DSA BACKCHECK 01 - INCREMENT 2	03/12/2019

REVISION LIST	DATE

**LEGEND**



**MISSION COLLEGE**  
**INTERDISCIPLINARY**  
**PLAZA - INC. 02**  
3000 Mission College Blvd, Santa Clara, CA 95054

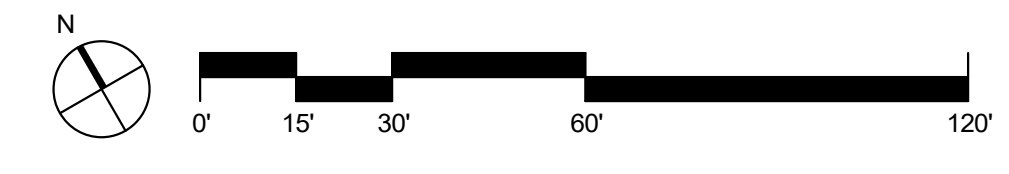
KEYPLAN

PROJECT NO.: 17018.00  
DATE: 03/12/2019  
SCALE: As indicated  
SHEET TITLE:  
**SITE PLAN**

SHEET NO.: **AS-101**

3/13/2019 5:12:14 PM

**1 SITE PLAN**  
1" = 30'-0"



All drawings and written material appearing herein constitute original and unpublished work of the Architect/Engineer and may not be duplicated, used or disclosed without consent of Architect/Engineer.

If this drawing is not 30"x42", then the drawing has been revised from its original size. Noted scales must be adjusted. This line should be equal to one inch.